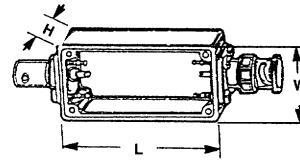


ENCLOSURES



"CONNECTORIZED" BOXES by POMONA

L"	W"	D"	FEATURES	PART #
1.5	1.13	0.88	BNC (f) (f) cast alum., blue	3752 POM
2.25	1.13	0.88	BNC (f) (f) cast alum., blue	2390 POM
2.25	1.13	0.88	BNC (f) (m) cast alum., blue	2391 POM
2.25	1.38	1.13	BNC (f) (f) cast alum., blue	3230 POM
2.25	1.38	1.13	BNC (f) (m) cast alum., blue	3231 POM
1.75	1.44	0.69	Dual ban. plug phenolic, black	2096 POM
1.75	1.44	0.69	Dual ban. plug to Dual binding post phenolic, black	2259 POM



Type 2391

PLASTIC INSTRUMENT CONSOLE

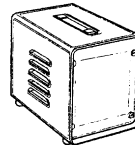


ABS plastic, two piece construction, integral card guides, .04" aluminum panel one side, feet included, black in color. 6.34" x 3.78" x 2.29" **1595CBK HAM**

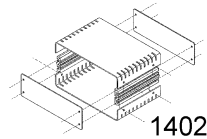

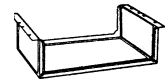
"PORTACABS" by BUD

.050 alum. •Louvered Sides •Opening in Back
•Handle on Top •Feet Included

D	W	H	PART #	ACCESSORY CHASSIS PART #
8	6.125	8	WA-1540 BUD	AC-402 BUD
12	8.125	9	WA-1541 BUD	AC-407 BUD
8	10.125	8	WA-1542 BUD	AC-406 BUD
18	11.125	11	WA-1543 BUD	AC-416 BUD
18	14.125	12	WA-1544 BUD	AC-420 BUD



Panel Chassis



1402

1402

HAMMOND INSTRUMENT CASES

- heavy guage alum.
- rubber feet

Height"	Width"	Depth"	Part #
2.4	7.1	4.4	1402B HAM
2.4	7.1	7.3	1402D HAM
3.1	7.1	10.3	1402F HAM
3.9	10	7.3	1402H HAM
3.9	10	9.6	1402K HAM



NEED HELP? Call Ack for help finding a product or to answer a question. We're here to help!

PANEL "BATHTUB" CHASSIS

.50 alum.alloy
•Natural Finish
•Fastens to rack rails
•Panel depth 5 9/32"

HEIGHT	BUD PART #
1.75"	CB-1370
3.5"	CB-1371
5.25"	CB-1372
7"	CB-1373
8.75"	CB-1374
10.5"	CB-1375
12.25"	CB-1376

MANUFACTURER'S PHONE NUMBERS

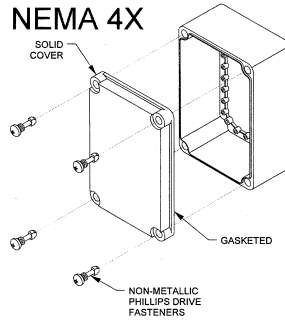
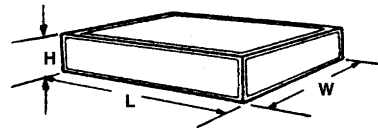
Bud Industries www.Budind.com
 Hammond Manufacturing 716-651-0086
 Pomona Electronics 909-469-2900
 LMB Heeger Inc. 213-728-5108
 Precision Fabrication (PFT, old CTS) 800-558-7297

ENCLOSURES



CLASSIC ALUMINUM CHASSIS by BUD .040" alum. natural finish				
W"	L"	H"	BUD PART #	MATCHING BOTTOM PLATE
3.5	4.5	1	AC-1402	BPA-1502
4	5	2	AC-1404	BPA-1504
4	6	1.5	AC-1405	BPA-1505
4	6	3	AC-430	BPA-1505
4	6	2	AC-431	BPA-1505
5	7	2	AC-402	BPA-1589
5	7	3	AC-429	BPA-1589
5	9.5	2	AC-403	BPA-1590
5	9.5	2.5	AC-401	BPA-1590
5	9.5	3	AC-421	BPA-1590
5	10	3	AC-404	BPA-1591
6	8	2	AC-1413	BPA-1513
6	14	3	AC-1414	BPA-1514
6	17	3	AC-433	BPA-1515
7	7	2	AC-405	BPA-1592
7	9	2	AC-406	BPA-1593
7	11	2	AC-407	BPA-1594
7	12	3	AC-408	BPA-1595
7	13	2	AC-409	BPA-1596
7	15	3	AC-411	BPA-1516
7	17	2	AC-1416	BPA-1517
7	17	3	AC-423	BPA-1517
8	10	2.5	AC-1418	BPA-1518
8	12	3	AC-424	BPA-1519
8	17	3	AC-412	BPA-1520
9	15	3	AC-1421	BPA-1522
10	12	3	AC-413	BPA-1523
10	14	3	AC-414	BPA-1524
10	17	2	AC-415	BPA-1597
10	17	3	AC-416	BPA-1597
10	17	4	AC-427	BPA-1597
10	17	4.5	AC-1422	BPA-1597
12	12	3	AC-1424	BPA-1527
12	17	3	AC-418	BPA-1528
13	17	2	AC-419	BPA-1598
13	17	3	AC-420	BPA-1598
13	17	4	AC-428	BPA-1598
13	17	5	AC-1426	BPA-1598
14	17	3	AC-1427	BPA-1459
15	17	4	AC-1428	BPA-1530
15	17	6	AC-1429	BPA-1530
17	17	3	AC-1430	BPA-1531
17	17	4	AC-1431	BPA-1531

Aluminum Chassis



Large NEMA 4x Boxes. Light gray ABS body. Great for electrical junction box or PCB enclosures:

• 10.43" x 7.28" x 3.74".

PN1335 BUD

• 15" x 7.53" x 7". Gasketed.

NBD10445 BUD

• 13.42" x 11.05" x 5.11".

Gasketed. **NBD10449 BUD**

EXTRUDED ALUMINUM BOXES .070" ALUMINUM

WIDTH	LENGTH	HEIGHT	PART #
2.61	4.3	1.54	EAS100 LMB
3.12	5	1.85	EAS200 LMB
4.12	6	1.56	EAS300 LMB
6.15	8.5	3.09	EAS500 LMB


Available in natural or black (specify one when ordering).



HANDLES chrome plated

mounting centers"	hand clearance	material	part #
6	1.25	.375 dia. steel	H-9110 BUD
4	0.93	.375 dia. steel	H-9111 BUD
6	0.93	.375 dia. steel	H-9112 BUD
3	1	.25 dia. brass	H-9168 BUD

ENCLOSURES

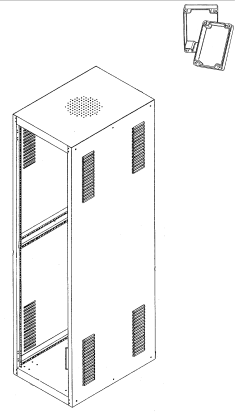


RACKMOUNT BOX •ABS Plastic •Vented Sides		
HEIGHT	L x W x H	BUD PART #
1 Rack Unit	19 x 8 x 1.75	PRM-14460
2 Rack Units	19 x 8 x 3.50	PRM-14462
3 Rack Units	19 x 8 x 5.25	PRM-14464

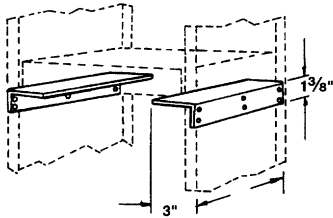
DELUXE BUD RELAY RACK •Takes 19" Panels •16 Gauge Steel •Back Door Sold Separately			
PANEL HEIGHT	DEPTH (inches)	RACK PART #	LOUVERE BACK DOOR*
61.25"	24"	LPR-8254-S BUD	ER-16594*

*The back door is sold separately.

CASTERS: All the above racks are predrilled for Bud RC-7758 casters (sold separately).



Chassis Supporting Angles



CHASSIS SUPPORT ANGLES Relieves panels by distributing weight to side of rack. Steel.		
W"	L"	PART #
3	12	SA-1350 BUD
3	14.5	SA-1349 BUD

OPEN RELAY RACKS •chassis-type base w/supporting angles •19" #10-32 rails w/EIA universal spacing					
PANEL HEIGHT	TOTAL HEIGHT	BASE SIZE (inches)	WEIGHT	BUD PART #	PART # ON 2nd CARTON
21"	24"	20.375 x 12	14.25 lbs.	RR-1248LG BUD	N/A
28"	31"	20.375 x 12	16.75 lbs.	RR-1249LG BUD	N/A
36.75"	40.875"	19.97 x 22	37 lbs.	RR-1363LG BUD	CB1263
70"	73.375"	20.875 x 26 (12 guage)	77 lbs. (extra-sturdy)	RR-1368LG BUD	CB1367
71.75"	75.375"	19.97 x 22	47 lbs.	RR-1364LG BUD	CB1263
77"	80.375"	20.875 x 26 (12 guage)	81 lbs. (extra-sturdy)	RR-1369LG BUD	CB1367
77"	81.125"	19.97 x 22	49 lbs.	RR-1366LG BUD	CB1263

CASTERS: All RR-1300s racks use Bud RC-7758 casters (sold separately)
SHIPPING: All RR-1300s racks are shipped in two cartons.

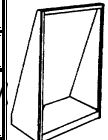




Table Top Relay Racks



SLIDING MECHANISM




Offers a smooth, precise telescoping movement. Long service life. Zinc plated, alloy steel telescoping & linear motion mechanism. Ball bearings. 3/4" extension, front disconnect, positive stop. Max. chassis width is 2" less than rack panel width. 20" slide length, 15" travel, 92 lbs. load rating. **AS-5002-A BUD** (should be used with **BAS-5107 BUD** slide mounting bracket kit). Not for use on Bud rack shelves.





BAS-5107

RACK SHELVES

WIDTH"	DEPTH"	PART #	NOTES
17-3/16	20	SA-1279-MG BUD	Fits 19" wide panel spaces. 16 gauge steel. Comes with all mounting hdwe.
17-5/8	15	SA-1750 BUD	Fits 19" or 23" wide panel spaces. 5/4" panel height. 16 gauge steel. Comes with all mounting hdwe.
17-29/32	19 1/4	60-2380LG BUD	Fits 19" & 24" wide panel spaces. 16 gauge steel. Flanged front & rear to support 200 lbs. Hardware included Light gray.
22	16	SA-1719 BUD	Exterior shelf. Mounts over panel, directly on panel, or directly on rails. Gray textured.



ENCLOSURES



CHASSIS MOUNTING BRACKETS
Permits chassis to be mounted flush against panel.
•Steel •Black

HEIGHT"	DEPTH"	PART #
6.5	8	MB-458 BUD
6.5	10	MB-448 BUD
6.5	11	MB-459 BUD
6.5	12	MB-449 BUD
6.5	13	MB-460 BUD

TRIANGULAR MOUNTING BRACKETS
3/4" flanges support chassis.
Sold in pairs.
Heavy guage steel.


HEIGHT"	DEPTH"	PART #
5	5	MB-1266 BUD
7	7	MB-1267 BUD

19" RACK MOUNT OUTLET STRIPS
•1 rack unit high •on-off switch •indicator light
•circuit breaker

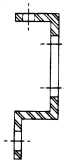

# OUTLETS FRONT	# OUTLETS REAR	PART # (with 6' cord)	PART # (with 12' cord)
2	4	J24BOB PER	J24B2B PER
6	0	J60BOB PER	J60B2B PER
0	6	J06BOB PER JS06BOB PER (surge protected)	J06B2B PER

RACK HARDWARE

10-32 CLIP NUTS	12-24 CLIP NUTS	#10 NYLON CUP WAhERS	#10 NYLON WASHERS	10-32 SCREWS, NICKEL PLATE	10-32 SCREWS, BLACK	12-24 SCREWS, NICKEL PLATE
1421N25 HAM (25/pkg)	9621 BUD (sold singly)	NW-891-C WAL (100/pkg)	3176 KEY (100/pkg) NW-878-C WAL (100/pkg)	7346 BUD (sold singly)	CHS1032FT PFT (20/pkg)	9260 BUD (sold singly)



STANDARD PANEL MOUNTING RAILS



RACK RAILS
12 guage steel Tapped for 10-32 screws
Sold in pairs Black

Fits cabinet rack with panel space of:	PART #
42"	PMR-9450 BUD
52.5"	PMR-9451BUD
61.25"	PMR-9452 BUD
70"	PMR-9453 BUD
78.75"	PMR-9454 BUD

19" RACK PANELS
1/8" thick aluminum

HEIGHT	# RACK UNITS	NATURAL	GRAY	BLACK	BLACK WRINKLE	BLACK, VENTILATED
1.75	1	SFA-1831 BUD	PA-1101LG BUD	175 BLK LMB	PA-1101BT BUD	175 PERF BLK or GRY
3.5	2	SFA-1832 BUD	PA-1102LG BUD	350 BLK LMB	PA-1102BT BUD	350 PERF BLK or GRY
5.25	3	SFA-1833 BUD	PA-1103LG BUD	525 BLK LMB	PA-1103BT BUD	PPGP191202BK1 (w/2 fan grills, 120mm)
7	4	SFA-1834 BUD	PA-1104LG BUD	7 BLK LMB	PA-1104BT BUD	
8.75	5	SFA-1835 BUD	PA-1105LG BUD	875 BLK LMB	PA-1105BT BUD	
10.5	6	SFA-1836 BUD	PA-1106LG BUD	1050 BLK LMB	PA-1106BT BUD*	
12.25	7	SFA-1837 BUD	PA-1107LG BUD	1225 BLK LMB	PA-1107BT BUD*	
14	8	SFA-1838 BUD	PA-1108LG BUD	14 BLK LMB	PA-1108BT BUD*	
15.75	9	SFA-1839 BUD*	PA-1109LG BUD*	1575 BLK LMB	PA-1109BT BUD*	
17.5	10	SFA-1840 BUD*	PA-1110LG BUD*	1750 BLK LMB*	PA-1110BT BUD*	
19.25	11	SFA-1841 BUD*	PA-1111LG BUD*	1925 BLK LMB*	PA-1111BT BUD*	
21	12	SFA-1842 BUD*	PA-1112LG BUD*	21 BLK LMB*	PA-1112BT BUD*	

*Not a normal stock item at Ack (can be special ordered).