

CONNECTORS

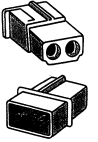


C.P.C. Sets by AMP
Circular Plastic Connectors
 Set Style 1 = plug (in-line) & jax (panel mount)
 Set Style 2 = plug (in-line) & jax (in-line)
 -contacts sold separately

# PINS	CPC PART #	STYLE	WIRE SIZE	MALE CONTACTS (25/pkg*)	FEMALE CONTACTS (25/pkg*)	CABLE CLAMP ONLY	EXTRACT TOOL
3	746-9 AMP	1	16-12	745-8** (35 amps)	745-7** (35 amps)	743-6	-
	746-11 AMP	2					
4	743-1 AMP	1	22-18	745-2	745-1	743-2	305183
	744-1 AMP	2					
7	746-10 AMP	1	16-12	745-8** (35 amps)	745-7** (35 amps)	743-8	-
	746-12 AMP	2					
8	746-1 AMP	1	24-20	731-2	731-1	743-2	91067-2
	746-5 AMP	2					
9	743-3 AMP	1	22-18	745-2	745-1	743-4	305183
	744-2 AMP	2	22-18	745-2	745-1	743-4	305183
	746-2 AMP	1	24-20	745-2	731-1	743-2	91067-2
	746-6 AMP	2	24-20	745-2	731-1	743-2	91067-2
16	743-5 AMP	1	22-18	745-2	745-1	743-6	305183
	744-3 AMP	2					
24	743-7 AMP	1	22-18	745-2	745-1	743-8	305183
	744-4 AMP	2					
28	746-3 AMP	1	24-20	731-2	731-1	743-6	91067-2
	746-7 AMP	2					
37	743-9 AMP	1	22-18	745-2	745-1	743-8	305183
	744-9 AMP	2					

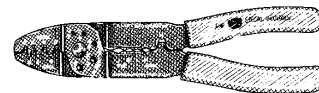
*Add a "VP" to the end of the part # to get 100/pkg
 **sold singly
•CPC CRIMP TOOL: 30-426 IDEAL (for 22-10 awg contacts only)

AMP/WALDOM RPCs
(Rectangular Plastic Connectors)
 •white nylon housings
 •20-14 awg contacts
 •includes plug, jax, & contacts
 •free hanging •15 amps max.

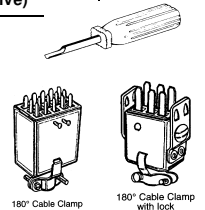


# CONTACTS	AMP PART #
1	618-1 AMP
2	618-2 AMP
3	618-3 AMP
4	618-4 AMP
6	618-6 AMP

-EXTRA CONTACTS: 614-1 AMP (female, 10 ea.)
 614-2 AMP (male, 10 ea.)
 -CRIMP TOOL: 725 AMP (crimps all Amp pins in this catalog).
 -EXTRACTION TOOL: *630 AMP (very expensive)



305183



"JONES" PLUGS & SOCKETS

10 amps/contact (300 series) 15 amps/contact (400 series)



# PINS	2	3	4	6	8	10	12	15	18	21	24	30	33
MALE CABLE MOUNT (IN-LINE)	P-302-CCT	P-303-CCT	P-304-CCT	P-306-CCT	P-308-CCT	P-310-CCT	P-312-CCT	P-315-CCT	P-318-CCT	P-321-CCT	P-324-CCT	P-330-CCT	P-333-CCT
MALE PANEL MOUNT	P-302-AB	P-303-AB	P-304-AB	P-306-AB	P-308-AB	P-310-AB	P-312-AB	P-315-AB	P-318-AB	P-321-AB	P-324-AB	P-330-AB	P-333-AB
FEMALE CABLE MOUNT (IN-LINE)	S-302-CCT	S-303-CCT	S-304-CCT	S-306-CCT	S-308-CCT	S-310-CCT	S-312-CCT	S-315-CCT	S-318-CCT	S-321-CCT	S-324-CCT	S-330-CCT	S-333-CT
FEMALE PANEL MOUNT	S-302-AB	S-302-AB	S-304-AB	S-306-AB	S-308-AB	S-310-AB	S-312-AB	S-315-AB	S-318-AB	S-321-AB	S-324-AB	S-330-AB	S-333-AB

"P"=plug "S"=socket "CCT"=cable clamp (in line) "AB"=angle bracket (panel mount)
 ALSO AVAILABLE: "DB"=deep bracket (see picture) "CCTL"=in line w/locking tabs (see picture) "CCE"=in line, right angle (see picture)
 400 SERIES--To order the 400 series, simply replace the 3XX with a 4XX in the above part numbers. Example: P-303-CCT becomes a P-403-CCT



MOLEX / WALDOM .062"

(rectangular nylon, white)
 •24-18 awg wire range •pins sold separately





# CONTACTS	1	2	3	4	5	6	8	12	15	24	36
AMPS/CONTACT	5A	5A	5A	5A	5A	5A	5A	5A	5A	4A	4A
RECEPTACLE PART # (with ears & detent lock)	03-06-1011-P (no ears) (10/pkg)	03-06-1022-P (10/pkg)	03-06-1038-P (10/pkg)	03-06-1041-P (10/pkg)	03-06-1055-P (5/pkg)	03-06-1061-P (no ears) (5/pkg)	03-06-1081-P (5/pkg)	03-06-1121-P (5/pkg)	03-06-1152-P (no ears) (5/pkg)	03-06-1241-P (5/pkg)	03-06-1361-P (5/pkg)
PLUG PART # (with ears)	03-06-2011-P (no ears) (10/pkg)	03-06-2024-P (10/pkg)	03-06-2031-P (10/pkg)	03-06-2041-P (10/pkg)	03-06-2055-P (no ears) (5/pkg)	03-06-2061-P (5/pkg)	03-06-2081-P (5/pkg)	03-06-2121-P (5/pkg)	03-06-2152-P (no ears) (5/pkg)	03-06-2241-P (5/pkg)	03-06-2361-P (5/pkg)

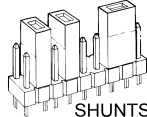
•CRIMPING TOOL: HT-1921 (yellow handle)
 •EXTRACTION TOOLS: HT-2023 (economy) HT-2285 (deluxe, green handle)
 •PINS: 1561-60 (10 male, 10 female) •02-06-1103-PWAL (100 female) •02-06-2103-PWAL (100 male)



CONNECTORS



		MOLEX / WALDOM .093" (rectangular nylon, white) 22-18 awg wire range Pins sold separately								
# CONTACT	1	2	3	4	6	9	12	15		
AMPS/CONTACT	12A	12A	12A	12A	9A	9A	7.5A	7.5A		
RECEPTACLE PART # (with ears & detent lock)	03-09-1014-P (10/pkg)	03-09-1027-P (10/pkg)	03-09-1031-P (10/pkg)	03-09-1041-P (10/pkg)	03-09-1061-P (5/pkg)	03-09-1091-P (5/pkg)	03-09-1125-P (5/pkg)	03-09-1154-P (5/pkg)		
PLUG PART # (with ears)	03-09-2014-P (no ears) (10/pkg)	03-09-2021-P (10/pkg)	03-09-2031-P (10/pkg)	03-09-2041-P (10/pkg)	03-09-2061-P (5/pkg)	03-09-2091-P (5/pkg)	03-09-2121-P (5/pkg)	03-09-2152-P (5/pkg)		
CRIMPING TOOL: HT-1919 (red handle) or HT-1921 (yellow handle) EXTRACTION TOOLS: HT-2054 (economy) HT-2038 (deluxe, gold handle) PINS: 02-09-1119-PWAL (100 female) 02-09-2118-PWAL (100 male)										



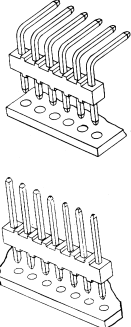
.100 SHUNTS


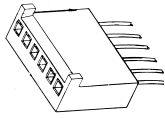
Joins two .100" square male posts. **15-29-1024-P Waldom** (10/pkg)

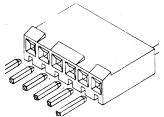
MALE HEADERS
(available in 2-28 pins)

- .100 CENTER HEADERS, STRAIGHT, SINGLE OR DUAL ROW (.025" square pins)
- .100 CENTER HEADERS, RIGHT ANGLE, SINGLE OR DUAL ROW (.025" square pins)
- .156 CENTER HEADERS, STRAIGHT, SINGLE OR DUAL ROW (.045" square pins)
- .156 CENTER HEADERS, RIGHT ANGLE, SINGLE OR DUAL ROW (.045" square pins)

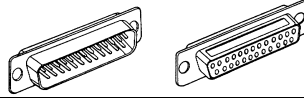
TO ORDER: Simply describe what you need. Let our "ackspert" sales staff do the rest!




		MOLEX/WALDOM "KK" SERIES .100" Red nylon housings (without locking ramps) Mates w/.100" male headers Terminals sold separately 30-22 awg wire range								
	2 pin	3 pin	4 pin	5 pin	6 pin	8 pin	10 pin	12 pin		
FEMALE HOUSING (10/pkg)	22-01-2021-P WAL	22-01-2031-P WAL	22-01-2041-P WAL	22-01-2051-P WAL	22-01-2061-P WAL	22-01-2081-P WAL	22-01-2101-P WAL*	22-01-2121-P WAL*		
*special order, non-stock item, 3-4 week delivery. TERMINALS: 08-50-0114-PWAL (100/pkg) CRIMPING TOOL: HT-1921 WAL										

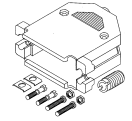
MOLEX / WALDOM "KK" SERIES .156" •White nylon housings with locking ramp •Mates with .156" male headers •Terminals sold separately •24-18 awg wire range												
	2 pin	3 pin	4 pin	5 pin	6 pin	7 pin	8 pin	9 pin	10 pin	12 pin		
FEMALE HOUSING (10/pkg)	09-50-3021-P	09-50-3031-P	09-50-3041-P	09-50-3051-P	09-50-3061-P	09-50-3071-P	09-50-3081-P	09-50-3091-P	09-50-3101-P	09-50-3121-P		
*special order, non-stock item. TERMINALS: 08-50-0106-PWAL (100/pkg) CRIMPING TOOL: HT-1919 or HT-1921 WAL											EXTRACTION TOOL: HT-1884 WAL	

CONNECTORS



"D" TYPE CONNECTORS (subminiature family)

	9 PIN	15 PIN "VGA" (hi density)	15 PIN (regular)	25 PIN (RS232)	37 PIN	50 PIN	62 PIN (hi density)	
CRIMP TYPE	PLUG SOCKET	DR9P DR9S	N/A	DR15P DR15S	DR25P DR25S	DR37P DR37S	DR50P DR50S	DR62P DR62S
RIBBON CABLE TYPE	MALE FEMALE	IDC-9MB IDC-9FB	N/A	IDC-15MB IDC-15FB	IDC-25MB IDC-25FB	IDC-37MB IDC-37FB	IDC-50MB IDC-50FB	N/A
SOLDER TYPE	PLUG SOCKET	DS9P DS9S	DHS15P DHS15S	DS15P DS15S	DS25P DS25S	DS37P DS37S	DS50P DS50S	N/A
PLASTIC HOOD #	UNISEX	1800-109-01	1800-109-01	1800-115-01	1800-125-01	1800-137-01	1800-150-01	1800-137-01
SHIELDED HOOD #	UNISEX	WH-9P WALDOM	-	-	WH-25 WALDOM	-	-	-
CENTRONIC	MALE FEMALE	 CENTRONIC			57-30240 24 PINS (solder)	57-30360 36 PINS (solder)	57F-50MB PAN (IDC) 50 PINS 57F-50FB PAN (IDC)	



STAINLESS STEEL WALL PLATES
(single gang)

DB9 plate—**40-9535 AIM**

DB15 plate—**40-9533 AIM**

DB25 plate—**40-9531 AIM**

DUAL DB25 plate—**WP252H PAN**


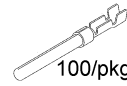
BLANK plate—**WPS PAN**

PLATE MOUNTING HARDWARE — **1800-034-01 EBY**

CRIMP PIN REMOVAL TOOL: 900-065 ECL

CRIMP PINS: RS232M PIN (100 ea. male) RS232F PINS (100 ea. female)

CRIMP PIN CRIMPING TOOL: 1027CCT SAR (economy) 2127CCT SAR (deluxe)



CARD EDGE CONN.



900-065 ECL

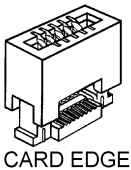
CARD EDGE CONNECTORS

•Dual row •Solder eyelets •With mounting tabs

# CONTACTS	6	10	12	13	15	18	20	22	25	28	30	31	35	36	43	50
.10"	ESC6 DREH	EZC10 DREH	EZC12 DREH*	EZC13 DREH	ESC15 DREH	EZC18 DREH	ESC20 DREH	EZC22 DREH	EZC25 DREH	EZC28 DREH*	EZC30 DREH	EZC31 DREH	EZC35 DREH	EZC36 DREH	EZC43 DREH	EZC50 DREH
.156"	ESM6 DREH	EZM10 DREH	EZM12 DREH	EZM13 DREH*	EZM15 DREH	ESM18 DREH	EZM20 DREH*	EZM22 DREH	EZM25 DREH*	ESM28 DREH	EZM30 DREH*	EZM31 DREH*	EZM35 DREH*	EZM36 DREH	EZM43 DREH*	EZM50 DREH*

*SPECIAL ORDER; NOT USUALLY STOCKED BY ACK

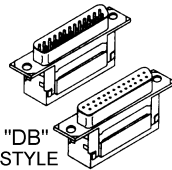
•SINGLE ROW & PC MOUNT CARD EDGE CONNECTORS ARE ALSO STOCKED BY ACK. GIVE US A CALL



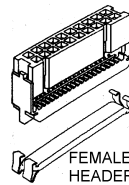
CARD EDGE



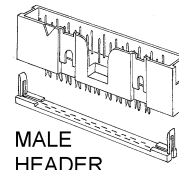
CENTRONIC



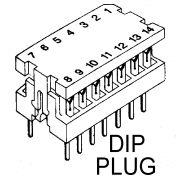
"DB" STYLE



FEMALE HEADER



MALE HEADER



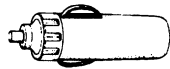
DIP PLUG

RIBBON CABLE (IDC) CONNECTORS

	9, 10 pins	14, 15 pins	16 pins	20 pins	24, 25, 26 pins	34, 36, 37 pins	40 pins	50 pins	60 pins	64 pins
CARD EDGE	F			9C4J016	9C4J020	9C4J026	9C4J034	9C4J040	9C4J050	9C4J060
CENTRONICS	M						IDC36M		57F-50MB	
	F						IDC36F		57F-50FB	
"DB" TYPE subminiature	M	IDC-9MB	IDC-15MB			IDC-25MB	IDC-37MB		8250-6005	
	F	IDC-9FB	IDC-15FB			IDC-25FB	IDC-37FB		3M	
DIP PLUG	M		PCI-14	PCI-16		PCI-24		PCI-40		
HEADER	M	IDM-10	IDM-14	IDM-16	IDM-20	IDM-26	IDM-34	IDM-40	IDM-50	IDM-60
	F	IDC-10	IDC-14	IDC-16	IDC-20	IDC-26	IDC-34	IDC-40	IDC-50	IDC-60
										IDM-64
										IDC-64

IDC CRIMPING TOOL: 300-011 ECL

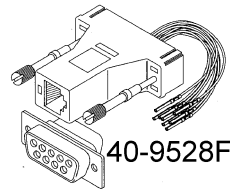
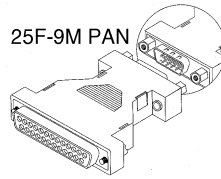
CONNECTORS



CIGARETTE LIGHTER PLUG — Fits into cigarette lighter socket.
Fused at 10 amps. 12vdc. **TC777 PHI**

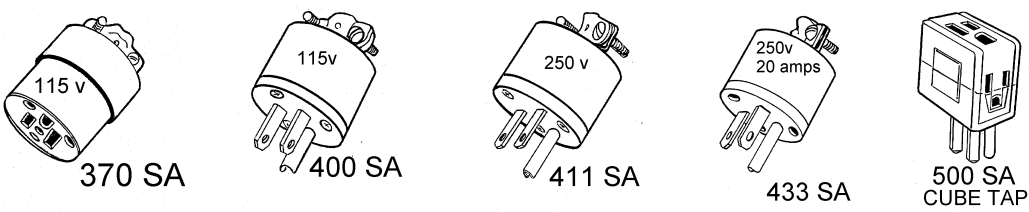

CIGARETTE LIGHTER PLUG "Y" ADAPTER, 1M-2F — **TC660 PHI**

CIGARETTE LIGHTER SOCKET — Panel mount. 12vdc. **TC610 PHI**

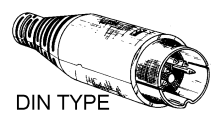


"DB" STYLE ADAPTERS	
ADAPTER	PART #
DB9F-DB9F	LGC-9FF PAN
DB9F-DB9M null modem adptr	D9NM PAN
DB9F-DB9M surge protector	D9SP PAN
DB9S-DB15P* (*hi density VGA)	30-9522P AIM
DB9F-DB25F	25F-9F PAN
DB9F-DB25M	30-9516P AIM
DB9F-MD6F serial mouse adptr	D9F-MD6F PAN
DB9F-RJ12	40-9526F AIM
DB9F-RJ45	40-9528F AIM
DB9M-DB9M	LGC-9MM PAN
DB9M-DB25F	25F-9M PAN
DB9P-RJ12	40-9526M AIM
DB9P-RJ45	40-9528M AIM
DB15F-DB15F	9518P AIM
DB15M-DB15M	LGC-15MM PAN
HI-DEN DB15 F/F	LGC-H15FF PAN
HI-DEN DB15 M/M	LGC-H15MM PAN
DB25F-DB25F	LGC-25FF PAN
DB25F-DB25M patch box	D25PB PAN
DB25F-DB25M mini tester	D25MT PAN
DB25F-DB25M null modem adptr	D25NM PAN
DB25F-D25M surge protection	D25SP PAN
DB25F-RJ11	40-9574F AIM
DB25F-RJ12	40-9576F AIM
DB25F-RJ45	40-9578F AIM
DB25M-DB25M	LGC-25MM PAN
DB25M-RJ11	40-9576M AIM
DB25P-RJ12	40-9576M AIM
DB25P-RJ45	32-9538P AIM 40-9578M AIM

FACTORY PHONES
Amp 800-522-6752
Molex/Waldom 312-585-1212
Switchcraft 312-792-2700



Originally a German connector, (the "D" in DIN stands for *Deutsch*), not to be confused with the famous Indian connector, the *Gunga Din*!




"DIN" CONNECTORS SWITCHCRAFT (common on foreign made equipment)													
		3 PIN (at 180°)	4 PIN* mini din S-VHS	4 PIN (at 210°)	5 PIN** (at 180°) MIDI	5 PIN (at 240°)	6 PIN mini din PS-2	6 PIN (at 240°)	7 PIN (at 270°)	8 PIN mini din	8 PIN @ 262°	8 PIN @ 270°	13 PIN
IN-LINE no lock	MALE	05BL3M	MD4P mini din MD4S	09BL4M	05BL5M midi type 06AL5F	-	MD6P mini din MD6S	12BL6M	15GM7M	MD8P mini din MD8S	20BL8M (@262°)	15BL8M (@ 270°)	ETA13 PHI
	FEMALE	-	-	-	-	-	-	-	15AL8F	-	-	15AL8F	-
IN-LINE locking	MALE	05CL3M	-	09CL4M	05CL5M	12CL5M	-	-	-	-	-	-	-
	FEMALE	-	-	-	-	13EL5F	-	-	-	-	-	-	-
PANEL MOUNT locking	FEMALE	57HA3F	-	60HA4F	57HA5F	61HA5F	-		-	-	-	-	-
	FEMALE	57GA3F	MD- 67000 -4S	60GA4F	57PC5F rt. angle pc mnt. 57GB5F	61GA5F	MD- 67000- 6S	61PC6F rt. angle pc mnt. 61GA6F	62GB7F	-	-	62GB8F (@270°)	-

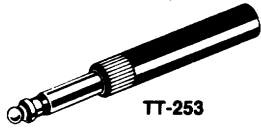
DON'T SEE IT? Other DIN configurations are available by special order. Inquire.
*MINI-DIN JUMPER: 4 pin mini DIN jumper (S-VHS), m/m, 2 meters #32-3766 GC
**MIDI-DIN JUMPER: 5 pin midi DIN jumper, M/F, 6' #EA8 PHILMORE

800-338-4218 ACK Birmingham 205-322-0588


CONNECTORS



No. 412



TT-253



TT-251



482, 483

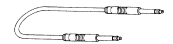


480



TT BANTAM, MILITARY & W.E. PHONE PLUGS

	2 cond.	3 cond.	PATCH CORDS (3 cond.)
"TT" (tini-telephone) BANTAM	TT251 SC (blk)	TT253 SC (blk) TT254 SC (red)	1' TT122 2' TT124 3' TT126 5' TT128
	S-280 SC (3/16")*		
OLD STYLE "WESTERN ELECTRIC" PHONE PLUG	420 SC (1/4") (PJ047B/M642/1-1)	480 SC (3/16")** (PJ068/M642/5-1)	
	430 SC (1/4") (PJ054B/M642/3-1) short shaft	482 SC (1/4", red) (PJ051R/M642/2-2)	1' 18QB18 2' 18QD18 3' 18QF18
	440 SC (1/4") (PJ055B/M642/4-1)	483 SC (1/4", black) (PJ051B/M642/2-1) (mates with MT332B)	TT to 1/4" WE (#483), 6' = CPC-102K SC
	470 SC (1/4" shielded) (PJ055M/M642/4-3) (mates with MT331)		
	820 SC (1/4") (in-line female)		
"TWIN-PLUG" PHONE PLUG	412 SC (1/4") (PJ289)		



*The mono S-280 SC (3/16") plug mates with a mono C-12A SC switched panel mount jack.

**The stereo 480 SC (3/16") mates with a switched C-12B SC (n.o.). The 3/16" size is used on military radio microphone plugs.



NEUTRIK AUDIO CONNECTORS				
TYPE	RCA PHONO	XLR 3 CONTACTS	XLR 4 CONTACTS	SPEAKON
IN-LINE	NF2CB/2 (set of 2, red & blk)	NC3FX (female) NC3MX (male) NC3MRC (rt angle)	NCF4X (female) NC4MX (male)	NL4FC (in-line) NL4MM (barrel)
PANEL MOUNT	See Switchcraft §	NC3FD (female) NC3MD (male) NCJ6FI-S (XLR JACK w/built in 1/4" JACK)	See Switchcraft §	NL4MP
APAPTERS	-	-	-	NA4LJ (Speakon - 1/4" Jack)



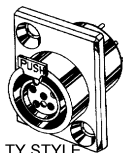
"TT" REPLACEMENT CORDS
These cords have bronze tinsel conductors covered with thermoplastic insulation. A braided shield surrounds the conductors, and the cord is finished with a braided black nylon jacket. Cord ends reinforces to accept the internal threaded end of a "TT" phone plug. 2 conductors plus a ground. **TT709 SC (6')**



Series TA(*F, TA(*FL)



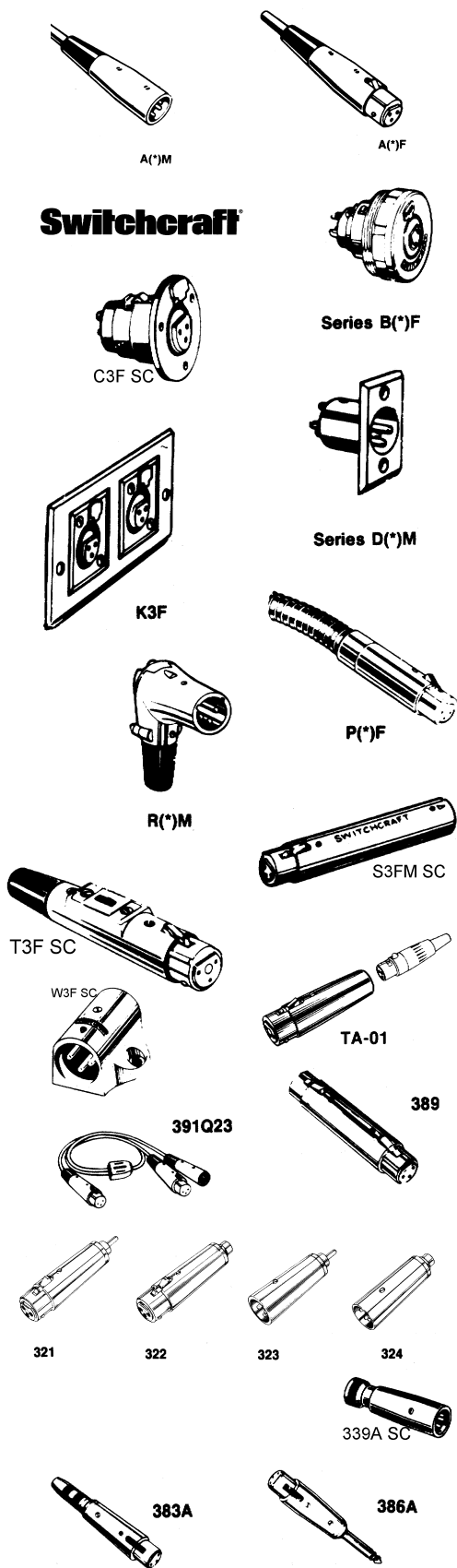
TB SERIES



TY STYLE

MINI "XLR" TYPE (.413" dia.)				
•Ideal for slim lavalier microphones & miniature instrumentation				
•Uses cables up to .115" dia.				
	sex	3 pin	4 pin	5 pin
in-line plugs	f	TA3F SC	TA4F SC	TA5F SC
	m	TA3M SC	TA4M SC	TA5M SC
panel mount (w/nut)	m	TB3M SC	TB4M SC	TB5M SC
panel mount (with screws)	f	TY3F SC	TY4F SC	TY5F SC

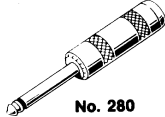




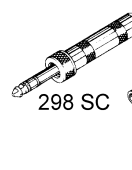
CONNECTORS



"XLR" TYPE AUDIO CONNECTORS SWITCHCRAFT						
	SEX	3 pin	4 pin	5 pin	6 pin	7 pin
IN-LINE	F M	A3F A3M	A4F A4M	A5F A5M	A6F A6M	A7F A7M
PANEL round face w/nut	F M	B3F B3M	B4F B4M	B5F B5M	B6F B6M	B7F B7M
PANEL round face screw mnt	F M	C3F C3M	C4F C4M	C5F C5M	C6F C6M	C7F C7M
PANEL square face screw mnt	F M	D3F D3M	D4F D4M	D5F D5M	D6F D6M	D7F D7M
WALL PLATES	F	J3FS (single) K3FS (dual)	J4FS (single)	Single-gang stainless steel plates mount in standard electrical boxes.		
GOOSE- NECK MOUNT	F M	P3F P3M	Fits gooseneck w/external threads. Fits gooseneck w/internal threads.			
IN-LINE right angle	F M	R3F R3M	R4F R4M	R5F R5M	R6F R6M	R7F R7M
HOLLOW BARREL	F/M	S3FM	S4FM	Male one end, female one end. For installing circuitry in-line w/mike input.		
IN-LINE w/switch	F M	T3F T3M	Standard A3F or A3M with submin. slide switch built-in.			
ADAPTER (std. to mini)	F-M M-F	TA01 TA04	TA01 adapts tiny TA3F to A3M TA04 adapts tiny TA3M to A3F			
PANEL (right angle)	M	W3M	Right angle, surface mount male.			
TURN AROUND	F-F M-M	389 SC 390 SC	A3F-A3F A3M-A3M			
"Y" ADAPTER	F-2M M-2F	391Q13 391Q23	1 A3F to 2 A3M 1 A3M to 2 A3F			
A3F-RCA(m) A3F-RCA(f) A3M-RCA(m) A3M-RCA(f)	F-m F-f M-m M-f	321 SC 322 SC 323 SC 324 SC	NEED A MINI XLR? SEE PREVIOUS PAGE			
A3M-2501F	M-F	339A SC				
A3F-1/4" (f) A3M-1/4" (f) A3F-1/4" (m) A3M-1/4" (m)	F-f M-f F-m M-m	383A SC 384A SC 386A SC 387A SC	A3F-1/4" female, stereo A3M-1/4" female, stereo A3F-1/4" male, stereo A3M-1/4" male, stereo			

CONNECTORS



PHONE PLUGS (male) SWITCHCRAFT			
1/4" (phone) • 1/8" (mini-phone) • 3/32" (sub-miniature phone)			
	MONO 2 conductors	STEREO 3 conductors (TRS)	NOTES
 No. 280	280 SC		
 1/4" MALE metal body solder lugs	288 SC* (*see note!)	297 SC	*The 288 SC is for special use in a 3 conductor jack to perform a 2 conductor function without shorting.
 1/4" MALE large cable opening	70 SC	190 SC	These phone plugs feature an extra large opening for the cable to enter the body of the plug.
 1/4" MALE "silent plug"	169 SC (screw) 181 SC (solder)		Contains a circuit closing device that automatically shorts tip & sleeve together when plug is disconnected. Eliminates hum pickup, pops, and squeals from amplifier. Model 181 has a two piece handle with built-in cable clamp & strain relief bushing for .25" wire.
 1/4" MALE short handle	160 SC		The 160 SC has a short handle, is shielded (metal body) and has solder lugs
 1/4" MALE w/strain relief	170 SC	190A SC	These plugs have a 2-piece handle with built-in cable clamp & strain relief bushing for .25" cable.
1/4" MALE right angle	226 SC	236 SC	
1/4" MALE locking, in-line		298 SC	Phone plug (298) & matching cable extension jack (133) w/built-in locking device. Ideal for P.A. & audio applications. Plug has coupling ring that is threaded to bushing of the in-line female.
1/4" FEMALE locking, in-line		133 SC	
1/4" FEMALE IN-LINE	121 SC	131 SC	The 121 SC is shielded (metal body) and has solder lugs.
1/8" MALE MINI-PHONE PLUG	780 SC (metal body)	-	The 780 SC mates with 142A SC (panel jack) and the PC-142A SC (pc board mount) and the 125 SC (in-line).
3.5mm MINI-PHONE PLUG		502P PHI or 35HDBN SC	NOTE: That which appears to be a 1/8" stereo is really a Japanese 3.5mm plug (#502P PHILMORE). The matching female is a 502V PHI (in-line) or a 502J PHI (pc mount) or a 502K PHI (panel mount).
3/32" MALE SUBMINIATURE PHONE PLUG	880 SC (metal body)		
3/32" MALE SUBMINIATURE PHONE PLUG	881 SC (w/lock ring)		The 880 SC & the 881 SC mate with TR-2A SC jack (panel mount).
2.5mm SUBMINIATURE PHONE PLUG	-	666P PHI	NOTE: That which appears to be a 3/32" stereo plug is really a Japanese 2.5mm plug (#666P PHILMORE); mates with 666J PHI (panel mount).

CAN'T FIND WHAT YOU NEED? THIS IS JUST A PARTIAL LISTING OF WHAT ACK STOCKS. ASK US ABOUT IT!

AC ADAPTER POWER PLUGS & JACKS		
	IN-LINE FEMALE	MALE
1mm x 5.5mm	-	255 PHI 0 - 3.1vdc
1.1mm x 3.5mm .043"	202 PHI	311 PHI chassis mnt
1.3mm Walkman .051"	204 PHI	313 PHI chassis mnt
1.7mm x 4mm	240 PHI 3.16 - 6.3vdc	-
1.7mm x 4.75mm	275 PHI 6.4 - 10.5vdc	-
2.03mm .08"	S-760 SC	PC-722A SC pc mnt 722A SC* chassis mnt
2.1mm x 3.5mm	217 PHI	321 PHI chassis mnt 257 PHI in-line
2.5mm x 3.5mm .10"	760 SC or 218 PHI	PC-712A SC pc mnt 712A SC* 325 PHI chassis mnt

*extra nuts: #1256 Smith
WALL WARTS—Six adapter plugs fit all popular products: 2.5mm, 3.5mm, 2.1mm x 5.5mm, 2.5mm x 5.5mm, 1.35mm x 3.5mm, 1.5mm x 5.5mm. Six switchable voltages: 3v, 4.5v, 6v, 7.5v, 9v, 12v.
#61-6012 GC (500 mA)
#61-6014 GC (800 mA)



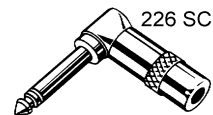
PC-722A



760



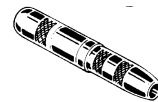
712A




226 SC



No. 190A



121, 131



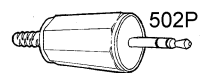
780 SC



125



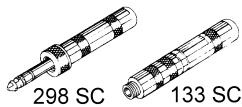
PC-142A



502P MINI PONE PLUG

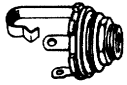


TR-2A



298 SC 133 SC

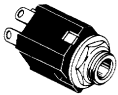
CONNECTORS



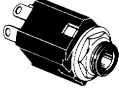
C-11



151



SERIES 110



SERIES N-110

Switchcraft

515 SC



JACK COVERS

Spring-loaded phone jack covers seal jack openings when phone plug is removed. Protects against dust and moisture. **515 SC** (black)

1/4" PHONE JACKS (FEMALE) PANEL MOUNT SWITCHCRAFT					
	STANDARD MONO 2 COND.	SWITCHED MONO 2 COND.	STANDARD STEREO 3 COND./TRS	SWITCHED STEREO 3 COND./TRS (n.c. circuit)	DUAL SWITCHED STEREO 3 COND./TRS (2 n.c. circuits)
OPEN FRAME	C-11 SC (MIL-SPEC) 151 SC thick panel	12A SC 13A SC (SPDT switched)	12B SC 152B SC thick panel	13B SC	14B SC
ENCLOSE PLASTIC BODY	111 SC	112A SC	112B SC	113B SC	114B SC
ENCLOSED WITH NYLON BUSHING (ISOLATED)	N-111 SC	N-112A SC RN112APC (rt. ang. pc)	N-112B SC RN112BPC (rt, ang. pc)	N-113B SC* special order	N-114B SC
SCHEMATIC					

BANANA PLUGS & JACKS			
TYPE	DESCRIPTION	MALE PLUG in-line	FEMALE JACK panel mount
STANDARD	Solderless, in-line	9202 EZH (red or black)	1581 POM 10/pkg (specify color)
STACKING	Solderless, wire enters from side	1325 POM (specify color)	1581 POM 10/pkg (specify color)
STACKING W/SAFETY COLLAR	Solderless, wire enters from side, safety collar insulates exposed wire leads.	1825 POM (specify color)	1581 POM 10/pkg (specify color)
GOLD PLATED	Solderless, safety collar, gold plated	4897 POM (black or red)	2854 POM (red or black)
WITH FLEXIBLE BOOT	Crimp or solder in-line plug w/flexible boot.	5169 POM (22-18 awg) (black or red) 5170 POM (16-14 awg)	5167 POM (22-18 awg) •In-line female w/boot 5168 POM (16-14 awg)
DUAL	Standard double banana plug	MDP POM (specify color)	2269 POM (black or red)
DUAL GOLD PLATED	Gold plated version of the MDP above.	4892 POM (black or red)	2269 POM (tinned brass)
SPLICE	In-line female barrel splices two plugs together	-	1829 POM (in-line) (black or red)
DUAL SPLICE	In-line double female slices two dual plugs together.	1823 POM (black)	-

ITT Pomona Electronics
AN ITT CANNON COMPANY




1325



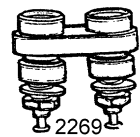
1825



1581



MDP

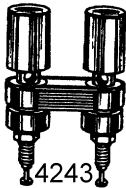


2269

CONNECTORS



MINIATURE BANANA PLUGS & JACKS			
TYPE	DESCRIPTION	MALE PLUG in-line	FEMALE JACK panel mount
STANDARD IN-LINE SOLDER PLUG	Gold plated plug w/brass body	3690 POM (.45" body length) (black or red) 4617 POM (1" body length)	2142 POM (blk or red) 10/pkg
STACKING SOLDLESS IN-LINE PLUG	Gold plated plug. Wire enters from side of body.	2944 POM (black or red)	
STACKING SOLDERLESS IN-LINE PLUG W/SAFETY COLLAR	Same as above but with integral collar to insulate wire leads and act as strain relief.	2945 POM (black or red)	
DOUBLE PLUG W/SHORTING BAR	Dual miniature banana plug. Gold plated.	2035 POM (black or red)	2143 POM (blk or red)
SOLDERLESS DOUBLE PLUG	Dual miniature banana plug. Gold plated.	2244 POM (black or red)	2143 POM (blk or red)



BINDING POSTS	
TYPE	PART #
Miniature banana size, 5 amp rating, tin plated.	2439 POM (specify color)
Miniature banana size, 5 amp rating, gold plated.	2482 POM (specify color)
Dual miniature banana size, tin plated.	2440 POM (black or red)
Standard banana size post, tinned brass, 15 amp rating.	3760 POM (specify color)
Same as above, but gold plated brass.	3750 POM (black or red)
Same as above, but gold plated tellurium copper.	3770 POM (black or red)
Hex head standard size post, mil spec., gold plated.	5018 POM (specify color)
Spring loaded standard post, mil spec., water resistant, nickel plated brass	4995 POM (black or red)
Dual standard size post. Tinned.	4243 POM or 269RB SMI

ITT Pomona Electronics
AN ITT CANNON COMPANY

PIN TIP PLUGS & JACKS		
DESCRIPTION	MALE PLUG in-line	FEMALE JACK panel mount
Crimp or solder plug w/flexible boot (22-18 awg wire)	5173 POM (black or red)	3542 POM 10/pkg (specify color)
Double pin tip plug w/shorting bar.	3452 POM (black or red)	4543 POM
ADAPTER: Standard banana female one end, pin tip male one end, 1432 POM (red or black)		



ALLIGATOR CLIPS—See "test accessories" section.

QUICK CONNECTS—See "hardware" section.

SOLDERLESS TERMINALS—See "hardware" section.

CONNECTORS



RCA (PHONO*) CONNECTORS

MALE PLUGS (in-line):

- Solder type, tin-plated metal body, broadcast quality **3502A SC**
- Solder type, gold-plated contacts, one set (red & black) **NF2CB/2 NEUTRIK**
- Solder type, gold-plated metal body, one set (red & black) **MSG10 PHI**
- Solder type, right angle, gold-plated **3502RABAU SC**
- Solder type, fits any coax (no outer body) **3501M SC**
- Solder type, for RG-59, metal body **2101DL PHIL**
- Crimp type, for RG-59, metal body **25-7290 AIM**



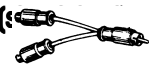
FEMALE JACKS:

- Panel mount with nut behind panel **3501FP SC**
- (insulating flat washer = #2675 SMI & insulating shoulder washer = #2664 SMI).
- Panel mount, with nut on front of panel **3501FR SC**
- Panel mount, with phenolic face plate (isolated) **3501F SC**
- Panel mount, gold-plated **MTG12B BLK PHIL (black) or MTG12B RED PHI (red)**
- In-line (free hanging), broadcast quality **3503 SC**

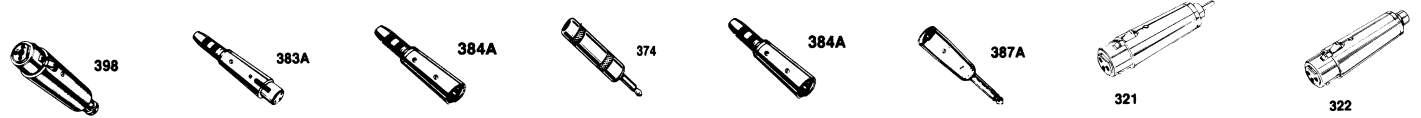


"Y" ADAPTORS:

- 1 RCA (m) to 2 RCA (f) **#330F1 SC or 4000G PHI**
- 1 RCA (f) to 2 RCA (m) **#330F2 SC or 4010G PHI**



*"Phono" is from phonograph, and refers to a type of connector used originally on "RCA" brand phonographs. Hence the two names for this connector!



AUDIO ADAPTERS												
ENDS	banana plug	dual banana	1/4" (f)	1/4" (m)	1/8" (f)	1/8" (m)	3/32" (f)	3/32" (m)	RCA (f)	RCA (m)	XLR (f) A3F	XLR (m) A3M
BNC(f) (m)	1892 POM	1269 POM 4043 POM	4026 POM 4043 POM*	1297 POM	-	3837 POM			-	5319 POM	398 SC	
F type (f) (m)									-	FC69 PHI		
1/4" phone (f) (m)		4044 POM	361A SC	-	-	374 SC			-	336A SC	383A SC 386A SC	384A SC 387A SC
1/8" mini (f) (m)			-	364A SC	-	-			-	365 SC		
3/32" sub-mini(f) (m)			374 SC	-	-	377 SC			376 SC 370A SC	-		
XLR (A3F) XLR (A3M)			383A SC 384A SC	386A SC 387A SC					322 SC 324 SC	321 SC 323 SC	389 SC	390 SC
UHF (f) UHF (m)		1707 POM			376 SC	-			-	557A PHI		

1/4" STEREO JACK TO 1/4" MONO PLUG: # 352A SC

OLD STYLE SINGLE BUTTON MICROPHONE CONNECTORS:



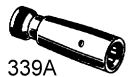
Old style connectors with 5/8-27 threads are designed for use with single cond. microphone cable.

Female connector **2501F SC** (with locking ring)

Male connector **2501M SC**

ADAPTER: Male button to 1/4" male mono (fits into 2501F) **44 SC**

ADAPTER: Female button to A3M **339A SC**



Switchcraft®