

BATTERIES



COMMON BATTERY SIZES

CELL SIZE	CARBON-ZINC	ALKALINE	NI-CAD
"AA"	EV15 EVE 1215 EVE	EN91 EVE PC1500 DUR	PS-AA PSC add "T" for solder tab
"AAA"	EV35 EVE 912 EVE	EN92 EVE PC2400 DUR	PS-AAA PSC add "T" for solder tab
"AAAA"	-	E96BP-2 EVE	-
"C"	EV35 EVE	E93 EVE PC1400 DUR	PS-C PSC add "T" for solder tab
"D"	EV150 EVE	EN95 EVE PC1300 DUR	PS-D PSC add "T" for solder tab
"F"	711 EVE	-	PS-F PSC add "T" for solder tab
"N"	-	E90 EVE PC9100 DUR	PS-N PSC add "T" for solder tab
"J"	-	539BP EVE	-
"9 volt"	EV122 EVE	EN22 EVE PC1604 DUR	PS-TR7 PSC (really 8.4volts)
"9 volt"	LITHIUM 9V—L522FP EVE		

6 VOLT—Screw terminal, carbon-zinc 731 EVE
 6 VOLT—Screw terminal, alkaline PC918 DUR
 12 VOLT—Screw terminal, carbon-zinc 732 EVE



SCREW TERM.



SCREW TERM.

1.5 VOLT—Screw terminals, carbon-zinc 735 EVE
 6 VOLT—Screw terminals, alkaline PC915 DUR



SCREW TERM.

6 VOLT—Spring terminals, carbon-zinc EV90 EVE
 6 VOLT—Spring terminals, alkaline PC908 DUR



SPRING TERM.

DURACELL

1.5 VOLT—Screw terminal, alkaline EN6 EVE



LITHIUM COIN CELLS (3V)

TYPE	mAh	SIZE (mm)
E-CR1616 EVE	50	16 x 1.6
E-CR1620 EVE	60	16 x 2
E-CR2016 EVE	80	20 x 1.6
E-CR2025 EVE	150	20 x 2.5
E-CR2032 EVE	220	20 x 3.2
BR2325 RAY COMP-2P	200	23 x 2.5
COMP-2-2P (PCB)	175	
DL2430 DUR COMP-1P DAN	250 270	24.5 x 3



LITHIUM: CYLINDRICAL & SPECIAL

TYPE	CROSS REFERENCE	mAh	SIZE (mm)	TERMINALS	VOLTS
L91BP-2 EVE	--		AA	FLAT	1.5V
CR1/2AACD VAR COMP-4-5P DAN	TL-5101/P	950	1/2 AA	SOLDER LEADS	3V
2L76BP EVE COMP-15-3P DAN	- CR1/3N-FT	160	1/3 N 11.6 dia. x 10.8	1. FLAT 2. SOLDER LEADS	3V
COMP-7P DAN COMP-7-5P DAN	CR14250SE	850	14.5 x 25 cylindrical	1. FLAT 2. SOLDER LEADS	3V
COMP-5P DAN COMP-5-3P DAN	BR2/3A	1200	17 x 33.5 cylindrical	1. FLAT 2. PCB	3V
COMP-3P DAN	CR12600SE	1400	12 x 60 cylindrical	FLAT	3V
COMP-4-5P DAN	TL-5101P 1/2 AA	-	clindrical	PCB	3.6V
TL-5104/S COMP-6P DAN	TL-5104S	-	AA	FLAT	3.6V
COMP-20P DAN	TL-5135/P	1500	32.9 x 10 button type	PCB LEADS	3.6V
COMP-8P DAN	TL-5242/W	1900	62 x 18 X 16 rectangular	WIRE LEADS W/CONNECTOR	3.6V
EL2CR5BP EVE	-		34.1x17.1x45.1 LxWxH	FLAT	6V
EL223ABP EVE COMP-12P DAN	2CR17335SEU	1600	33.9x19.5x36 LxWxH	FLAT	6V
DL223ARB DUR	-	1300	33.9x19.5x36	WIRE LEADS W/CONNECTOR	6V
PX28LB DUR	-	160	15.6 dia. X 6.05	FLAT	6V
COMP-10P DAN	TL-5293/W	1900	59 x 38 X 20 (rectangle)	WIRE LEADS W/CONNECTOR	6V
COMP-14P DAN	2CR17335SE	1700	68.1 x 18.2 cylindrical	WIRE LEADS W/CONNECTOR	6V
COMP-9P DAN	TL-5280/T	1900	59 x 38 x 20 cylindrical	WIRE LEADS W/CONNECTOR	7.2V
L522FP EVE	-		9V transistor	SNAP ON	9V

MISCELLANEOUS BATTERIES

PART #	VOLTAGE	SIZE (mm)	CHEMICAL	TERMINALS
A23BP EVE photo battery	12V	10.3 dia. x 28.5 cylinder	ALKALINE	FLAT
A76BP EVE photo battery	1.5V	11.6 dia. x 5.4 button cell	ALKALINE	FLAT
S76E-6 EVE hearing aid	1.5V	11.6 dia. x 5.35 button cell	SILVER-OXIDE	FLAT
COMP-11P DAN computer clock	4.5V	60 x 28 x22 rectangle	ALKALINE	wires & connector
539BP EVE	6V	35.55 x 9 x 48.3 mm	ALKALINE	FLAT

"B" BATTERIES

PART #	VOLTS	SIZE (mm)	TERMINALS
411 EVE	15V	26.2 x 16.1 x 36.9	FLAT
412 EVE	22.5V	27 x 16.1 x 50.8	FLAT
413 EVE	30V	26.2 x 16 x 65	FLAT
415 EVE	45V	26.6 x 16.1 x 92.5	MIN. SNAP
455 EVE	45V	67.5 x 25.4 x 93.6	SNAP
457 EVE	67.5V	71.4 x 35.4 x 63.5	SNAP
467 EVE	67.5V	71.4 x 34.9 x 94.1	SNAP
490 EVE	90V	94.5 x 34.9 x 94.1	SNAP
504 EVE	15V	15.9 x 15.1 x 50.9	FLAT
505 EVE	22.5V	15.9 x 15.1 x 50.9	FLAT



BATTERIES



EVEREADY & DURACELL BATTERIES STOCKED AT ACK

VOLTAG	PART #
1.35v	323BP, PX640BP
1.4v	AC675E-4, DA630B4
1.5v	1215, 189BP, 303BP, 319, 344, 357, 364, 370, 377, 381, 384, 386, 389, 391, 392, 393, 395, 396, 397, 399, 411, 711, 735, 950, A76BP, E90, E92, E93, E96BP-2, EN6, EN90, EN92, EN93, EN95, EV15, EV150, EV35, S76E-6, D301, L91, PC1A, PC12A, PC1300, PC1400, PC1500, PC2400, PC9100, PX625AB, PX640AB
3v	2L76BP, E-CR1616, E-CR2016, E-CR2025, E-CR2032, DL123AB, DL2430, PC132A
4.5v	736, PC133A
5v	PC134A
6v	2744N, 539BP, 544BP, 706, 731, A544BP, EL223ABP, EL2CR5BP, EN22, EV31, EV90, DL223ARB, PC164A, PC908, PC915, PC918, PX28LB
7.5v	EN715, PC135A, PC165A, PC175A
9v	206, 216, 246, 266, 276, EV122, L522FP, PC136A, PC1604
10.5v	PC177A
12v	732, A23BP-2
15v	1463, 411, 504
22.5v	412, 505, 763
30v	413
45v	415, 455
67.5v	416, 457, 467
90v	490
300v	493
510v	497

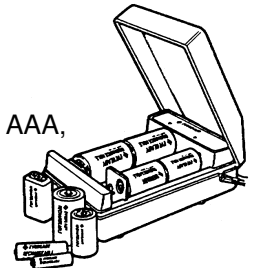
RECHARGEABLE BATTERIES

MODEL #	VOLTS	TYPE	CAPACITY 5 HR. RATE mAh	STD. CHARGE mA	STD. CHARGE HRS.	QUICK CHARGE mA	QUICK CHARGE HRS.
PS-1/3AA	1.2v	Ni-CAD	110	11	15	28	6
PS-N	1.2v	Ni-CAD	150	15	15	38	6
PS-AAA	1.2v	Ni-CAD	200	20	15	45	6
PS-2/3AA	1.2v	Ni-CAD	270	27	15	75	4.5
PS-AA	1.2v	Ni-CAD	600	60	15	180	4.5
NH15BP-4 AA	1.2v	Ni-MH	1600	-	-	-	-
PS-SC	1.2v	Ni-CAD	1300	130	15	300	6
PS-C	1.2v	Ni-CAD	2000	200	15		
PS-1/2D	1.2v	Ni-CAD	2200	220	15		
PS-D	1.2v	Ni-CAD	4000	400	15		
PS-F	1.2v	Ni-CAD	7000	700	15		
PS-NHTR	8.4v	Ni-MH	150	"9v transistor" sized battery			
VIP-214	1.2v	Ni-CAD	3 each V250R cells in parallel (clover leaf style)				
VIP-215	3.6v	Ni-CAD	3 each V280R cells stacked in series w/solder tabs				
VIP-216P	4.8v	Ni-CAD	4 each V280R cells stacked in series/w/solder tabs				

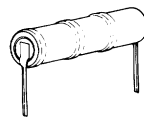
NOTE: ADD "T" TO ABOVE "PS" SERIES PART NUMBERS FOR SOLDER TAB VERSION

Ni-CAD & Ni-MH BATTERY CHARGER

3 HOUR CHARGER—Charges 2 or 4 AA, AAA, C or D; up to 2 "9 Volt". **CHM4FC EVE**



BATTERY TESTER— Tests 15 voltage/battery sizes, from 1.35v to 22.5v. Self storing leads. **BAT-15 ECG**



Let Ack send
your batteries
by UPS!

COMPUTER MEMORY NI-CAD CELLS (PRINTED CIRCUIT BOARD MOUNT)

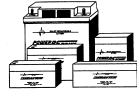
MODEL #	VOLTS	CAPACITY 5 HR. RATE mAh	DIAMETER (INCHES)	HEIGHT (INCHES)
PCBM-2.4*	2.4	110	0.571 (14.5mm)	1.35 (34.5mm)
PCBM-3.6	3.6	110	0.571 (14.5mm)	2.015 (52mm)
TB60/3-1	3.6	-	0.6 (15mm)	0.8 (19mm)
COMP-16-3P	3.6	60	3 ea. V60R cells, stacked	
COMP-18-3P	3.6	100 (Ni-MH)	3 ea. V100R oval cells, stacked	

*SPECIAL ORDER ITEM, 3-4 WEEK DELIVERY.

800-338-4218 ACK Birmingham 205-322-0588


DURACELL

BATTERIES



BATTERY TERMINALS

.187 FASTON—PS-445, 610, 620, 632, 640, 670, 682F, 6100, 1212, 1226, 1232, 1252, 1270, 1282
.250 FASTON—PS-490, 6100, 6360, 1252, 12100, 12120, 12170F, 12260F
POLARIZED FASTON—.250 (+), .187 (-). PS-665, 695, 6120, 1295, 12120L
SPRING TYPE—PS-650L (lantern battery).
WIRE LEADS WITH AMP MATE-N-LOCK—PS-640WL, PS-1207
WIRE LEADS WITH .250 FEMALE FASTON—PS-682WL
WIRE LEADS WITH MOLEX HOUSING—PS-605
NUT & BOLT—PS-6200, 6360, 12180, 12260, 12280, 12400
FLAG TERMINALS—PS-12330, 12500, 12600, 12800, 121000



LEAD-ACID BATTERY CHARGERS

Automatic dual rate chargers sense battery requirements and automatically switch from the fast charge to float mode, or vice versa. LEDs provide visual indication of the charging mode. Automatic chargers combine the advantages of float and cycle chargers; recharge time is short yet batteries are safe from being overcharged. This charger is ideal for cyclic applications where recharge time is critical and the battery may be left on charge indefinitely. As a result charging is foolproof.

NOTE: When charging a sealed lead-acid battery, limit initial current to 2/10 of the nominal amp-hour capacity of the battery.

CHARGER MODEL #	MAX OUTPUT mA	VOLTS	USE WITH BATTERY OF AH CAPACITY
PSC-6250-A	275	6	1-5 AH
PSC-6500-A	500	6	4-10 AH
PSC-64000-A	4000	6	10-40 AH
PSC-12250-A	275	12	1-5 AH
PSC-12300-A	300	12	1-5 AH
PSC-12500-A	500	12	2-10 AH
PSC-12800-A	750	12	4-18 AH



0810-0004 GATES

GATES CYCLON "D" CELL— 2 volt, 2.5 AH capacity, lead-acid battery.
0810-0004 GAT

SEALED LEAD-ACID BATTERIES

PART #	VOLTS	NOMINAL CAPACITY @ 20 HR. RATE A.H.	LENGTH in.	WIDTH in.	HEIGHT in.
PS-445*	4v	4.5A	1.93	2.09	3.7
PS-490	4v	9A	4.02	1.73	3.7
PS-605	6v	0.5A	2.24	0.55	1.97
PS-610	6v	1A	2	1.65	2
PS-612	6v	1.2A	3.82	0.94	2
PS-620	6v	2A	2.95	2	2.09
PS-630	6v	3A	5.28	1.34	2.35
PS-632*	6v	3.2A	2.6	1.3	4.65
PS-640	6v	4A	2.76	1.89	4.02
PS-650L*	6v	5A	2.63	2.63	3.78
PS-665*	6v	6.5A	3.86	2.2	4.05
PS-670	6v	7A	5.95	1.34	3.7
PS-682	6v	8A	3.86	2.2	4.65
PS-695*	6v	9.5A	4.26	2.75	5.54
PS-6100	6v	10A	5.95	2	3.7
PS-6120S	6v	12A	4.26	2.75	5.54
PS-6200	6v	20A	6.18	3.27	4.92
PS-6360*	6v	36A	6.25	3.35	6.5
PS-1208	12v	0.8A	3.78	0.98	2.42
PS-1212	12v	1.2A	3.82	1.65	2
PS-1220	12v	2A	7.01	1.34	2.36
PS-1226*	12v	2.3A	7.01	1.34	2.36
PS-1230	12v	2.6A	5.23	2.64	2.36
PS-1232	12v	3.2A	7.68	1.85	2.76
PS-1250	12v	5A	3.54	2.76	4.02
PS-1270	12v	7A	5.95	2.56	3.7
PS-1282	12v	8A	3.86	4.4	4.65
PS-1295*	12v	9.5A	8.38	2.75	5.5
PS-12100*	12v	10A	5.95	4	3.7
PS-12120*	12v	12A	5.94	3.86	3.7
PS-12120L*	12v	12A	8.38	2.75	5.5
PS-12180	12v	17.5A	7.13	2.99	6.57
PS-12260	12v	26A	6.89	6.54	4.92
PS-12280*	12v	28A	6.54	4.92	6.89
PS-12330*	12v	33A	7.68	5.19	6.38
PS-12400	12v	40A	7.75	6.5	6.69

* special order; 2 - 3 week lead time.

BATTERIES



BATTERY HOLDERS			
BATTERY SIZE	# OF CELLS HELD	STYLE OR FIGURE #	PART #
AA	1	clip only	90 KEY
AA	1	1	BH311B PHI
AA	2	series	135 KEY
AA	3	series	2191 KEY
AA	4	3	BH341B PHI
AA	4	2 parallel rows	BH343 PHI
AA	6	2 parallel rows	BH363 PHI
AA	8	2 parallel rows	BH383 PHI
C	1	1	173 KEY
C	2	2	174 KEY
C	4	4	196 KEY
C	4	3	2188 KEY
C	6	5	197 KEY
D	1	clip only	78 KEY
D	1	1	175 KEY
D	2	2	BH121B PHI
D	2	series	2186 KEY
D	6	5	201 KEY
9V	1	6	BH102 PHI
30V	1	8	183 KEY

COIN CELL BATTERY HOLDERS		
LITHIUM BUTTON CELL ROOT #	SINGLE CELL HOLDER (3 VOLT)	DUAL CELL HOLDER (6 VOLT)
2420 2430 2450	105 KEY	1025 KEY
2016 2025 2032	106 KEY	1026 KEY

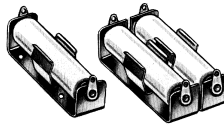


FIG 1 FIG 2




FIG 3




FIG 4




FIG 5

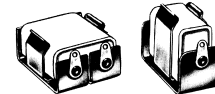



FIG 6 FIG 8

BATTERY STRAPS	
Nickel plated steel snap contacts. UL approved. 22 AWG tinned wire leads.	
EVEREADY BATTERY #	STRAP #
Standard 9v	BC9B PHI
266 EVE	73 KEY
477 EVE 479 EVE 2356N	74 KEY
276 EVE	75 KEY
455 EVE 457 EVE 467 EVE	76 KEY
490 EVE	77 KEY



FULLY INSULATED 9 VOLT BATTERY STRAPS
 Contacts are nickel plated brass. Wire is 26 AWG, stripped and tinned, 4" long. **BC9B PHI**

WWW.ACKSUPPLY.COM